

SINGER
246K46

PARTS LIST

FOR

SINGER*

INTERMITTENT GATHERING MACHINE

246k46

INSTRUCTIONS FOR ORDERING

In ordering from this List, the part number **MUST BE** quoted exactly as shown in the first column. A number always indicates the same part in whatever List it may appear, or for whatever machine. The code numbers (where shown) indicate the style of finish, as follows:—

Code No.	Description
801	Hardened, Polished, Nickel Plated and Buffed.
802	Polished, Nickel Plated and Buffed.
803	Hardened only.
804	Polished only.
805	Soft, not Polished.
806	Hardened and Polished.
807	Bright Rumbled and Nickel Plated.
808	Blued.
809	Nickel Plated only.
810	Hardened and Nickel Plated.
811	Brass Plated.
812	Oxidized.
813	Phosphate Coating Formed on Surface of Iron or Steel.
814	Cadmium Plated.
815	Copper Plated.
816	Zinc Plated.
817	Silver Plated.
818	Polished and Nickel Plated.
819	Black Oxide for Iron and Steel.
820	Black Nickel Plated only.
821	Chromium Plated.
822	Buffed and Chromium Plated.
823	Hardened, Polished, Buffed and Chromium Plated.
824	Hardened, Bright Rumbled and Nickel Plated.
825	Hardened, Bright Rumbled, Nickel Plated, Bright Rumbled and Chromium Plated.
826	Alumilite (Plain).
827	
828	Polished, Nickel Plated and Chromium Plated.
829	Hardened, Polished, Nickel Plated and Chromium Plated.
830	Heat Treated for Toughness.
831	Heat Treated for Toughness and Polished.
832	Heat Treated for Toughness and Nickel Plated.
833	Heat Treated for Toughness and Black Oxide.
834	Heat Treated for Toughness, Polished, Nickel Plated, Buffed and Chromium Plated.
835	
836	
837	
838	
839	Chrome Nickel, Satin Finish.
840	Hardened and Chrome Nickel, Satin Finish.
841	Hardened and Phosphate Coating Formed on Surface of Steel.
842	Hardened and Zinc Plated.
843	Hardened, Polished and Nickel Plated.
844	Hardened, Polished, Copper and Nickel Plated and Buffed.
845	Copper and Nickel Plated and Polished.
846	Copper and Nickel Plated only.
847	Hardened, Copper and Nickel Plated.
848	Copper and Brass Plated.
849	Copper Plated and Oxidized.
850	Hardened and Black Oxide for Iron and Steel.
851	Hardened, Polished, Nickel Plated, Buffed and Chromium Plated.
852	Polished, Nickel Plated, Buffed and Chromium Plated.
853	Hardened and Chromium Plated.
854	Polished and Chromium Plated.
855	Bright Rumbled, Nickel Plated, Bright Rumbled and Chromium Plated.

INSTRUCTIONS FOR ORDERING—Continued.

Code No.	Description			
856	Nickel and Chromium Plated.			
857	Copper and Chromium Plated.			
858	Heat Treated for Toughness, Nickel and Chromium Plated.			
859	Heat Treated for Toughness, Copper Plated and Oxidized.			
860	Nickel Plated and Buffed only.			
861	Alumilite (dyed)—Black.			
862	" (")—Light Almond Green.			
863	" (")—Dark Brown.			
864	" (")—Russet Brown.			
865	" (")—Dark Green.			
866	" (")—Medium Gold.			
867	Nickel-Satin Finish.			
868	Hardened and Nickel-Satin Finish.			
869	Commercial Finish for Allen Type Screws.			
870	Hard Coating on Aluminium.			
871	Brass Plated and Clear Laquered.			
Code No.	Paint Colours	Code No.		Paint Colours
701	Gloss Black.	734		Pale Red.
702	Dull Black.	735		Emerald Green.
703	Brown.	736		Green Metallic.
704	Grey Wrinkle.	737		Light Beige Satin Matte.
705	Beige Wrinkle.	738		Copper Tan.
706	Black Wrinkle.	739		Buff.
707	Light Green.	740		White.
708	Dark Green.	741		Dark Fawn.
709	Dark Beige.	742		Plum.
710	Light Beige.	743		Birch Brown.
711	Oyster White.	744		Satin Black.
712		745		Gold-Buff.
713	Bright Cherry Red.	746		Blue-Grey.
714	Light Ivory.	747		Medium Gold.
715	Peacock Blue.	748		Sand.
716	Bright Yellow.	749		Khaki.
717	Slate Grey.	750		Flame Red.
718	Deep Brown.	751		Brite Green.
719		752		Sage Green.
720	Dark Brown.	753		Mist Green.
721	Aluminium.	754		Ice Green Metallic.
722	Dark Grey.	755		Dark Beige Metallic.
723	Light Grey Beige.	756		Shell Pink.
724	Rosewood Brown.	757		Surf Green.
725	Light Bisque.	758		Colonial Rose.
726	Light Fawn.	759		Cream.
727		760		Oak Brown.
728	Grey Metallic.	761		Deep Fawn.
729	Russet Brown.	762		Medium Green.
730	Pale Green.	763		Light Green Metallic.
731	Light Almond Green.	764		Light Gold.
732	Dusty Bisque.	765		Persimmon.
733	Chocolate Brown.	766		Mahogany Brown.

PARTS MARKED THUS (+) ARE FURNISHED ONLY WHEN THE REPAIRS ARE
MADE AT FACTORY.

Parts Complete for Machine No. 246K46

FOR INTERMITTENT GATHERING ON LIGHT AND MEDIUM WEIGHT FABRICS. ONE NEEDLE. TWO LOOPERS. CONTROLLED GATHERING FEED. TRIMMER. TWO-THREAD OVEREDGE STITCH TYPE 503. BIGHT FROM 1/16" TO 7/32". STITCHES MATERIAL UP TO 3/16". SPEED UP TO 5,500 S.P.M. DEPENDING ON MATERIAL USED AND OPERATION PERFORMED.

A FOOT LIFTER AND KNEE LIFTER ARE SUPPLIED WITH MACHINE, ONE USED FOR PRESSER BAR LIFTER, THE OTHER CONTROLLING GATHERING MECHANISM OR STITCH SHORTENING DEVICE.

Part No.	Plate	Description
164001	24855	Chip Guard
1209-809	24855	" " Screw (lower)
140509-809	24855	" " " (upper)
164593	24855	Cloth Plate
164002-701	24855	" " Extension
51408-809	24855	" " " Screw
1700-809	24855	" " " " Nut
931084	24855	" " " " Lock Washer
164205	24855	" " Lock Spring
1700-809	24855	" " " " Nut
931084	24855	" " " " Lock Washer
1250-830	24855	" " " " Screw Stud
164104	24855	" " Plunger
164105	24855	" " " Spring
624-830	24855	" " " Set Screw
164106	24855	" " Position Collar with two 624-830
624-830	24855	" " " " Set Screw
164594	24855	Cloth Plate with Extension, complete, Nos. 164002-701, 164205, 164593, two each 1700-809, 51408-809 and 931084
164003	3083	Feed Bar Hinge Pin (eccentric)
164686	3083	" " " " Collar with two 735-830
735-830	3083	" " " " " Set Screw
1389-830	3083	" " " " " Set Screw
164004	3083	" " Slide Block (back)
1628-803	3083	" " " " (") Nut
17022	3083	" " " " (") " Washer
164005	3083	" " " " (front)
164687	3083	" (back) Bar with 164010
164007	3083	" (") " Connection
164008	3083	" (") " " Bearing
164009	3083	" (") " " Hinge Screw Stud
1671-803	3083	" (") " " " " " Nut
164010	3083	" (") " " " " " Position Pin
164688	—	Feed (back) and (front) Bars with Controlling Lever, complete, Nos. 164005 to 164009, 164664, 164665, 164687, 164690, 164694, 164698, two each 1671-803 and 164004
164866	3084	Feed (back) Dog Section (left)
164012	3084	" (") " " (right)
1100-830	3084	" (") " " (") Screw
164867	3084	" (") Dog, complete, Nos. 1100-830, 164012 and 164866

PARTS FOR MACHINE No. 246K46

Part No.	Plate	Description
1454-806	—	Feed (back) Dog Screw
164915	3083	" (") Eccentric
NOTE.—Feed (back) Eccentric No. 164915 is furnished in 4 to 16, 18, 20, 22, 24, 28, 32, 36, 40, 45, 50, 60, 70, 80 and 100 stitches to the inch. Unless otherwise stated, No. 164915 (14 stitches to the inch) is supplied regularly.		
164006	3083	Feed (front) Bar with 164010
165110	3084	" (") Dog
164690	3083	" (") " Controlling Lever
164691	3093	" (") " " " " Ball Joint
164692	3093	" (") " " " " " " Position Plate (back)
164693	3093	" (") " " " " " " Position Plate (front)
190-819	3093	" (") " " " " " " Position Screw
164694	3083	" (") " " " " " " Connection
164664	3083	" (") " " " " " " Bearing
164665	3083	" (") " " " " " " Hinge Screw Stud
1671-803	3083	" (") " " " " " " " Screw Stud Nut
164010	3083	" (") " " " " " " Hinge Screw Stud Position Pin
164695	3083	" (") " " " " " " Connection Stud
1700-819	3083	" (") " " " " " " " Nut
164696	3083	" (") " " " " " " Segment
164697	—	" (") " " " " " " 164696 with 164700 and two 50388-830
164698	—	" (") " " " " " " Lever Segment 164697 with 1454-806 and 164701 to 164703
164699	3083	" (") " " " " " " Lever Segment Bracket
164700	—	" (") " " " " " " " 164699 with 1700-819 and 164695
164701	3083	" (") " " " " " " Segment Guide
164702	3083	" (") " " " " " " " Adjusting Cam
164703	3083	" (") " " " " " " " Adjusting Cam Roller
1454-806	3083	" (") " " " " " " " Adjusting Cam Roller Screw
50388-830	3083	" (") " " " " " " Segment Screw
1454-806	—	" (") " " " " " " Screw
164915	3083	" (") Eccentric
NOTE.—Feed (front) Eccentric No. 164915 is furnished in 4 to 16, 18, 20, 22, 24, 28, 32, 36, 40, 45, 50, 60, 70, 80 and 100 stitches to the inch. Unless otherwise stated, No. 164915 (6 stitches to the inch) is supplied regularly.		
164520	3083	Feed Eccentric Cover
164704	3083	" " " " Bracket
164705	—	" " " " " 164704 with 164023
157-803	3083	" " " " " Screw
629-810	3083	" " " " " Hinge Screw

From the library of: Diamond Needle Corp

PARTS FOR MACHINE No. 246K46

Part No.	Plate	Description
164401	3083	Feed Eccentric Cover Latch Spring
227-809	3083	" " " " " Screw
164023	3083	" " Oil Wick
164706	3083	Feed Eccentric Cover, complete, Nos. 629-810, 164401, 164520, 164705 and two 227-809
164949	3092	" Lifting and Knife (movable) Eccentric
164707	3093	Gathering Device Indicator Plate
140077-819	3093	" " " " " Screw (4)
164708	3093	" " Lever and Indicator
164856	—	" " " " " 164708 with 164691 to 164693 and two 190-819
103-819	3093	" " " " " Indicator Chain Screw
164709	3093	" " " " " Extension
50117-819	3093	" " " " " " Screw
50113-819	—	" " " " " " Stop Screw
164710	3093	" " " " " Guide Plate
140764-819	3093	" " " " " " " Screw
140185-819	3093	" " " " " Hinge Screw
164711-819	3093	" " " " " Spring
50101-819	3093	" " " " " " Screw
164712	3093	" " " " " Stop (lower)
1209-819	3093	" " " " " " (") Screw
1547-819	3093	" " " " " " (") " Nut
164713	3093	" " " " " " (upper)
1209-819	3093	" " " " " " (") Screw
1547-819	3093	" " " " " " (") " Nut
164871	3084	" Plate (swing-up)
164872	3084	" " (") Holder
164873	3084	" " (") " Housing with 50292-803
1517-809	3084	" " (") " " Nut
442-830	3084	" " (") " " Stop Screw
1628-809	3084	" " (") " " " " Nut
164874	3084	" " (") " " Support
50409-803	3084	" " (") " " " Hinge Screw
49204	3084	" " (") " " " Hinge Screw Friction Washer
1655-809	3084	" " (") " " Housing Support Hinge Screw Nut
164875	3084	" " (") " " Support Joint
1259-830	3091	" " (") " " " Set Screw
1264-803	3084	" " (") " " Stop Screw
164876	3084	" " (") " Lifter
50318-809	3084	" " (") " Adjusting Screw
1772-809	3084	" " (") " " " Nut
164886	3084	" " (") " Lever (adjustable) with 1772-809 and 50318-809
140180-809	3084	" " (") " Lever Screw
50169-803	3084	" " (") " Screw
165034	3084	" " (") Lifting Lever with 853-830
853-830	3084	" " (") " " Set Screw
217-809	3084	" " (") Screw
164877	—	" " (") Tension Spring
164878	3084	" " (") " " Pressure Adjusting head (Hexagon)

PARTS FOR MACHINE No. 246K46

Part No.	Plate	Description
50292-803	3084	Gathering Plate (swing-up) Tension Spring Pressure Adjusting Head Set Screw
164880	3084	Gathering Plate (swing-up) with Holder, Holder Housing and Housing Support, Nos. 217-809, 442-830, 1264-803, 1517-809, 1628-809, 1655-809, 49204, 50409-803, 140180-809, 164871 to 164878, 164886, 165034 and two 50169-803
164550	3089	Knife (movable) (2) (1 in machine, 1 sent as spare)
164027	3089	" (") Clamp
140050-803	3089	" (") " Screw
164028	3089	" (") Guard (lower)
164458	3089	" (") " (upper)
164029	3089	" (") Holder
198-809	3089	" (") " Screw
164030	3089	" (") " " Bearing
164950	3089	" (") Lever with 620-830
164951	—	" (") " 164950 with 132583, 164035, 164136 and 164963
164032	3089	" (") " Bearing
447-830	3089	" (") " " Set Screw (long)
624-830	3089	" (") " " " (short)
164373-728	3091	" (") " Cover and Presser Bar (upright) Housing with 1259-830
50073-809	3091	" (") " " and Presser Bar (upright) Housing Screw (2)
164716	—	Knife (movable) Lever Cover and Presser Bar (upright) Housing, complete, Nos. 50060-810, 164137, 164139, 164142 to 164144, 164194, 164373-728 and 164723
164180	3089	Knife (movable) Lever Guide
164181	3089	" (") " " Holder with two 140239-830
164210	3089	" (") " " " 164181 with 197-809, 164177, 164180 and 164182
164182	3089	" (") " Guide Holder Thread Tube
140239-830	3089	" (") " " " " " Set Screw (holder end)
447-830	3089	" (") " " " " " " Set Screw (machine frame end)
197-809	3089	" (") " " " Screw
132583	3089	" (") " Hinge Pin with 132584
132584	3089	" (") " " " Oil Wick
620-830	—	" (") " " " Set Screw
164034	3089	" (") " " Stud
164035	—	" (") " " " 164034 with 164036 and 164269
164036	3089	" (") " " " Oil Wick (long)
164269	—	" (") " " " " " (short)
447-830	3089	" (") " " " " Set Screw (back)
1143-830	3089	" (") " " " " " (top)
164728	3089	" (stationary) (2) (1 in machine, 1 sent as spare)
164744	3089	" (") Clamping Gib
140788-803	3089	" (") " " Screw
3146	3089	" (") " " " Washer
164746	3089	" (") Holder

PARTS FOR MACHINE No. 246K46

Part No.	Plate	Description
164747	—	Knife (stationary) Holder (adjustable) complete, Nos. 742-806, 164745 and 164746
164748	3089	Knife (stationary) Holder (adjustable) with Gib, complete, Nos. 3146, 140788-803, 164744 and 164747
164590	3089	Knife (stationary) Holder Adjusting Stud
190-805	3089	" (") " " " Cap Screw
39541	3089	" (") " " " " Washer
164745	3089	" (") " Body with two 50611-803
50611-803	3089	" (") " Position Screw
742-806	3089	" (") " Screw
164042	3089	" (") " Sleeve
140088-805	3089	" (") " " Screw
175032	3089	" (") " " Washer
164043	3089	" (") " Spring
164525	3089	" (") " " Stud
164462	3089	Lint Stripper with 735-830
735-830	3089	" " Set Screw
164045	3090	Looper (left hand)
164046	3090	" (") Carrier with 460-830, 50379-806 and 164206
164660	3090	" (") " Holder with 1083-803, 140393-830 and 140596-830
164661	—	" (") " " 164660 with 1324-803, 59456 and 164046
1083-803	3090	" (") " " Clamping Screw
140596-830	3090	" (") " " Set Screw (left)
140393-830	3090	" (") " " " (right)
1324-803	3090	" (") " " Screw
460-830	3090	" (") " " Set Screw
59456	3090	" (") " " Washer
164048	3090	" (") Driving Shaft
164049	3090	" (") " Bushing (back)
140394-805	3090	" (") " " (") Cap Screw
164293	3090	" (") " " (") " Washer (fibre)
164737	3090	" (") " " (front)
164051	3090	" (") " " Crank with 1083-803
1083-803	3090	" (") " " Clamping Screw
164052	3092	" (") " " Connection with two each 171-830 and 140159-830
171-830	3092	" (") " " Shaft Connection Cap (lower) Screw
140159-830	3092	" (") " " " (upper) Screw
164215	—	" (") " " Crank 164051 with 164052
164067	3090	" (") " " Key
1324-803	3090	" (") " " " Screw
45057	3090	" (") " " " Washer
164053	3090	" (") " " Thrust Bearing
164739	3090	" (") " " Oil Ring (rubber)
164740	3090	" (") " " " Spacer

PARTS FOR MACHINE No. 246K46

Part No.	Plate	Description
50379-806	3090	Looper (left hand) Set Screw
164202	3090	" (" ") Stop Pin
165055	3084	" (" ") Thread Tube
853-830	3084	" (" ") " " Set Screw
164055	3090	" (right hand)
164056	3090	" (" ") Carrier with 50370-830
164828	3090	" (" ") " Connection
164829	—	" (" ") " " and Guide Bar Nos. 1700-809, 50420-830, 164785, 164786 and 164828
164952	3090	Looper (right hand) Carrier Connection Guide Bar Bracket with 462-830 and 51369-803
51369-803	3090	" (" ") Carrier Connection Guide Bar Bracket Clamping Screw
914-803	3090	" (" ") " " Guide Bar Bracket Screw (left)
1057-830	3090	" (" ") " " " " Bracket Screw (right)
164785	3090	" (" ") " " " " Oil Controlling Screw Seat (brass)
50420-830	3090	" (" ") " Connection Guide Bar Oil Plug Screw
1700-809	3090	" (" ") " " " " " Plug Screw Nut
164786	3090	" (" ") " " " " Oil Wick
462-830	3090	" (" ") " " " " Set Screw
164061	—	" (" ") " " Hinge Stud with 1019-830
1443-809	3090	" (" ") " " " " Cap Screw
164397	3090	" (" ") " " " " Adjust- ing Pin
1019-830	—	" (" ") " " " " Adjust- ing Pin Set Screw
132565	3090	" (" ") " Hinge Pin
165000	—	" (" ") " " " Oil Pad (felt)
50370-830	3090	" (" ") " " " Set Screw
164062	3090	" (" ") Driving Lever with 1083-803 and two 140596-830
164953	—	" (" ") " " 164062 with 1443-809, 1700-809, 132565, 164056, 164061, 164068, 164397, 164829 and 164952
1083-803	3090	Looper (right hand) Driving Lever Clamping Screw
140596-830	3090	" (" ") " " Set Screw
164063	3090	" (" ") " Shaft
164049	3090	" (" ") " " Bushing (back)
140394-805	3090	" (" ") " " " (" ") Cap Screw
164293	3090	" (" ") " " " " (" ") " " Washer (fibre)
164738	3090	" (" ") " " " (front)
164066	3090	" (" ") " " Crank with 1083-803
164216	—	" (" ") " " " 164066 with 164052
1083-803	3090	" (" ") " " " Clamping Screw
164052	3092	" (" ") " " " Connection with two each 171-830 and 140159-830
171-830	3092	" (" ") " Shaft Crank Connection Cap (lower) Screw

PARTS FOR MACHINE No. 246K46

Part No.	Plate	Description
140159-830	3092	Looper (right hand) Driving Shaft Crank Connection Cap (upper) Screw
164067	3090	" (" ") " " " Key
1324-803	3090	" (" ") " " " " Screw
45057	3090	" (" ") " " " " " Washer
164053	3090	" (" ") " " " " Thrust Bearing
164739	3090	" (" ") " " " Oil Ring (rubber)
164740	3090	" (" ") " " " " Spacer
164068	3090	" (" ") Locking Screw Stud
1700-809	3090	" (" ") " " " Nut
164219	3090	" (" ") Position Collar with 904-830
904-830	3090	" (" ") " " Set Screw
+164954-728	—	Machine Frame
+164955	—	" " complete, Nos. 140396-805, 164077, 164954-728, 165057 and three 140395-805
164074	24914	" " Bottom Cover
164075	24914	" " " " Gasket
914-803	24914	" " " " Screw (13)
+165056-701	—	" " Bracket
+165057	—	" " " 165056-701 with 164207 and two 187-805
164207	24915	" " " Key
187-805	24915	" " " " Screw
140396-805	24915	" " " " Screw (large)
164077	24915	" " " " (") Washer (fibre)
164229	24915	" " " " (") " (felt)
140395-805	24915	" " " " (small)
164717-701	3093	" " " Cover (back)
50571-809	3093	" " " (") Screw (long) (2)
914-809	3093	" " " (") " (short)
164718-701	—	" " " (") 164717-701 with 1637-810 and 140228-803
164719	—	" " " (") 164718-701 with 103-819, 50101-819, 50117-819, 140185-819, 164709 to 164713, 164856, two each 1209-819, 1547-819 and 140764-819
164081	24915	Machine Frame Oil Lead
140088-805	24915	" " " " " Screw
1698-809	24915	" " " " " Nut
164720	24915	" " " " Plug Bracket with 447-830
164721	24915	" " " " " Bracket Oil Tube
447-830	24915	" " " " " " " Set Screw
140346-830	24915	" " " " " " Set Screw
164083	24915	" " " " " Screen
206-809	24915	" " " " " Screw (3)
164608	24915	" " " " " Splash Guard (internal)
164605	24915	" " " " " (") Oil Pad
164606	24915	" " " " " (") " " Fastener
164609	24915	" " " " " (") complete, Nos. 164605, 164606 and 164608
164085-809	3091	" " " " " Guard (top)
51023-818	3091	" " " " " (") Screw (2)

PARTS FOR MACHINE No. 246K46

Part No.	Plate	Description
164086	24915	Machine Frame Oil Tube with 164087
447-830	24915	" " " " Set Screw
164087	24915	" " " " Wick
164956	3092	" " Rotary Shaft
164957	—	" " " " 164956 with 164097, 164215 to 164217, two each 164093 and 164232
139026	3092	" " Rotary Shaft Ball Bearing
164092	3092	" " " " " " Housing
51369-803	3092	" " " " " " " " Screw (3)
164093	3092	" " " " " " Ball Sleeve (two pieces)
164232	3092	" " " " " " Guide
164958	3092	" " " " " " Bushing (front)
164959	—	" " " " " " (") Oil Ring (rubber)
164960	—	" " " " " " (") " Ring Spacer
1036-830	3092	" " " " " " (") Set Screw
164961	3092	" " " " " " (intermediate)
51332-803	3092	" " " " " " (") Set Screw
164096	3092	" " " " " " Counterbalance with 1036-830
1036-830	3092	" " " " " " " " Set Screw
164097	3092	" " " " " " Key
51649-803	3092	" " " " " " Nut
131056	3092	" " " " " " Washer
164098	3092	" " " " " " Oil Return and Ball Bearing Grease Retainer
164099	3092	" " " " " " Screw Stud
164100	3092	" " " " " " Thrust Bearing
164101-728	3081	" " " " Top Cover
164214	—	" " " " " " 164101-728 with 330-809, 164103 and two 164418
164102	3081	" " " " " " Gasket
164103	3081	" " " " " " Oil Lead
330-809	3081	" " " " " " " " Screw
51369-809	3081	" " " " " " " " Screw (3)
164231	3092	" " Pulley (round and "V" Belt) with two 448-830
164071-701	3092	" " " " Cap
140416-819	3092	" " " " " " Screw
448-830	3092	" " " " Set Screw
Catalogue		
1265	—	Needle, size 11 (151 x 7)
164109	3091	" " Clamp
51720-803	3091	" " Clamping Nut
164110	3091	" " Driving Shaft with 164118
164275	—	" " " " 164110 with 51720-803, 164109 and 164117
164111	3091	" " " " Bushing
164112	3091	" " " " " " Cap
164113	3091	" " " " " " Oil Lead
452-830	3091	" " " " " " " " Hole Plug Screw
164114	3091	" " " " " " Crank with 1083-803 and two 140596-830

PARTS FOR MACHINE No. 246K46

Part No.	Plate	Description
164115	3091	Needle Driving Shaft Crank Ball
1083-803	3091	" " " " Clamping Screw
164217	3092	" " " " Connection with 164115, two each 157-830 and 171-830
157-830	3092	" " " " " Cap (lower) Screw
171-830	3092	" " " " " " (upper) Screw
140596-830	3091	" " " " Set Screw
165058	—	" Guard
165059	—	" " Holder
1083-805	—	" " " Screw
50225-809	—	" " " Screw
164117	3091	" Holder
164118	3091	" Stop Pin
164119	3092	Oil Agitator
164120-701	24915	" Cooler with two 164125
164121	24915	" " Cover
164123	24915	" " " 164121 with 164135
164122	24915	" " " Gasket
145-809	24915	" " " Screw
164124	24915	" " Gasket
164125	24915	" " Oil Pipe
164126	24915	" " " Tube with 138269 and 164128
164736	—	" " " " 164126 with 51630 and 164127
164127	24915	" " " " Coupling
51630	24915	" " " " Lock Nut
+138269	—	" " " " Sleeve
164128	—	" " " " Wick
51139-809	24915	" " " Screw (long) (2)
1324-809	24915	" " " " (short)
164135	24915	" Cup for filling machine
164607	3089	" Deflector
164131	24915	" Sight Gauge Background Disc
164132	24915	" " " " " Gasket
164133	24915	" " " " Window
164132	24915	" " " " " Gasket
164134	24915	" " " " " Retainer
164132	24915	" " " " " Gasket
1485-809	24915	" " " " " Screw (2)
164136	3089	Presser Bar Bracket
164137	3091	" " Lifting Bracket with 462-830, 624-830 and 51846
51846	3091	" " " " Roller and Stud
624-830	3091	" " " " Set Screw (long)
462-830	3091	" " " " " " (short)
164723	3091	" " " " Lever
164139	3091	" " " " Spring
140228-803	3093	" " " " Stop Screw
1637-810	3093	" " " " " " Nut
164962	3089	" " (swing-out)
164141	3089	" " (") Lifting Screw Stud
1700-809	3089	" " (") " " " Nut
164142	3091	" " (") Opening Lever
50060-810	3091	" " (") " " Hinge Screw

PARTS FOR MACHINE No. 246K46

Part No.	Plate	Description
140510-803	3089	Presser Bar (swing-out) Pivot Screw
164351	3089	" " (") " " Locking Plate
51362-830	3089	" " (") " " " " Screw
164143	3091	" " (upright)
164144	3091	" " (") Spring
164416	—	" " (") " (heavy)
NOTE.—No. 164144 is supplied with machine.		
164887	3084	Presser Foot Body
164146	3084	" " Chaining-off Finger
164147	3084	" " Clamping Plate
50225-809	3084	" " " " Screw
164888	3084	Presser Foot, complete, Nos. 50225-809, 164146, 164147 and 164887
164194	3091	Pressure Regulating Thumb Screw
2102	3081	Tension (heavy) Disc
164155	3081	" (") Regulating Thumb Nut
50133-803	3081	" (") Screw Stud
164156	—	" (") " " 50133-803 with 164155
164161	3081	" (") Spring
59537	3081	" (") " Bushing
164158	3081	" (") " Cover
164162	3081	Tension (heavy) complete, Nos. 59537, 164156, 164158, 164161 and two 2102 (2)
2102	3081	" (light) Disc
164155	3081	" (") Regulating Thumb Nut
50133-803	3081	" (") Screw Stud
164156	—	" (") " " 50133-803 with 164155
164157	3081	" (") Spring
59537	3081	" (") " Bushing
164158	3081	" (") " Cover
164160	3081	Tension (light) complete, Nos. 59537, 164156 to 164158 and two 2102
164285	3081	" (looper thread) Thread Guide (left)
164286	3081	" (" ") " " (right)
164159	3081	" (needle thread) Thread Guide
164418	3081	" Thread Eyelet
164091	3090	Thread (looper, right hand) Stripper and Take-up with 164555
164163	24761	" (" " ") " " " Eyelet (adjustable)
1443-809	24761	" (" " ") " " Take-up Eyelet (adjustable) Screw
164555	—	" (" " ") " " Take-up Guide Wire
187-805	3090	" (" " ") " " " Screw
17022	3090	" (" " ") " " " Washer
164164	24761	" (" " ") Thread Eyelet (movable)
1423-809	24761	" (" " ") " " Screw
164165	24761	" (" " ") " " (stationary)
1607-809	24761	" (" " ") " " (") Nut
164166	24761	" (" " ") Tube
624-830	24761	" (" " ") " Set Screw

PARTS FOR MACHINE No. 246K46

Part No.	Plate	Description
164167-701	24761	Thread (looper) Plate with 624-830
164168	24761	" (") " Cover
164206	—	" (") " " 164168 with 164169 and 164170
164169	24761	" (") " " Hinge
164170	24761	" (") " " Pin
164171	24761	" (") " " Spring
332-809	24761	" (") " " Screw
896-830	24761	" (") " Screw (2)
164173	24761	" (") " Thread Bushing
50318-818	24761	" (") " " Screw
164174	—	Thread (looper) Plate, complete, Nos. 1423-809, 1443-809, 1607-809, 50318-818, 164163 to 164167-701, 164173, 164206, two each 332-809 and 164171
164175	3090	Thread (looper) Take-up (left)
164176	3090	" (") " Plate
190-805	3090	" (") " Screw (lower)
1443-809	3090	" (") " " (upper)
164151	3089	" (needle) Controller
164963	3089	" (") " Lever
1443-809	3089	" (") " Screw (2)
164177	3089	" Eyelet (needle thread)
140239-830	3089	" " (" ") Set Screw
164870	3084	Throat Plate
164882	3084	" " Guide with 853-830
1454-805	3084	" " " Screw
1094-806	3084	" " " Screw (2)

**PARTS REQUIRED FOR SHORTENING LENGTH
OF STITCH AT WILL OF THE OPERATOR.**

(Only supplied when specified on order and at an extra charge).

Part No.	Plate	Description
164820	3094	Feed Dog Section (left)
164821	3094	" " " (right)
1100-830	3094	" " " (") Screw
164822	3094	Feed Dog, complete, Nos. 1100-830, 164820 and 164821
164733	—	Machine Frame Cover (back) 164718 with 103-819, 50101-819, 50117-819, 140185-819, 164710 to 164713, 164732, 164856, two each 1209-819, 1547-819 and 140764-819
164732	3093	Stitch Regulating Device Controlling Lever
164734	3094	Presser Foot Body
164220	3094	" " Chain Cutter Friction Plate
164221	3094	" " " " Knife
51306-805	3094	" " " " " Screw
164149	3094	" " Guide
50169-809	3094	" " " Screw
164735	3094	Presser Foot with Chain Cutter, complete, Nos. 50169-809, 50225-809, 51306-805, 164146, 164147, 164149, 164220, 164221 and 164734
164227	3094	Throat Plate
164805	3094	" " Guide with 853-830

Accessories

Part No.	Plate	Description
164203	3082	Feed Eccentric Extraction (not regularly furnished with machine)
164592	3082	Gauge (not regularly furnished with machine)
Catalogue 1265	—	Needles, six, size 11 (151×7)
120342	3082	Oiler
164198	3082	Presser Bar Lifting Chain Spring (under table)
85318	3082	Screw Driver
164196	3082	Threader (6)
—	—	Tin of Oil (1 pint)
164204	3082	Tweezers
8908	3082	Wrench
164197	3082	" (socket)
164831	3082	" for 1700

BELT GUARD (Adjustable)

(Supplied with machine)

164183	3049	Belt Guard
164199	3049	" " Bracket (back)
164200	3049	" " " (front)
51326-809	3049	" " Screw
164201	3049	Belt Guard (adjustable), complete, Nos. 164183, 164199, 164200, two each 51326-809 and wood screws 3/4" No. 7 F.H.

CHIP CHUTE

(Only supplied when specified on order at no extra charge)

168198	3049	Chip Chute with four wood screws 3/8" No. 6 F.H. Blacked
--------	------	--

FOOT LIFTER PARTS

(Supplied with machine)

NOTE.—The stands recommended for machines of Class 246K include a suitable treadle. If machine is fitted on a stand or other equipment which does not include a foot lifter treadle, orders should state that No. 4885 is to be supplied and it will be furnished without extra charge.

Part No.	Plate	Description
6439	3049	Chain 36" to 45" with 56864 and 56865
		NOTE.—When ordering No. 6439, give length required.
4879	3049	Chain Connecting Link
56864	3049	" Hook (large)
56865	3049	" " (small)
4881	3049	Treadle
4882	3049	" Shaft
4883	—	" Spring
4884	3049	" Stand
4885	3049	Treadle, complete, Nos. 4879, 4881 to 4884 and two wood screws 1" No. 16 F.H.

KNEE LIFTER PARTS

(Supplied with machine)

59324	3059	Chain (8" long) with 56865
56865	3059	" Hook (small)
2763	3059	Rock Shaft
12242	3059	" " Hanger with two wood screws 1" No. 10
143283	3059	" " Knee Arm
143284	3059	" " " " Hub with 356-803 and 140351-830
140351-830	3059	" " " " " Clamping Screw
356-803	3059	" " " " " Set Screw
143285	—	Rock Shaft Knee Arm, complete, Nos. 2767, 143283 and 143284
2767	3059	" " " " Plate with 356-803
356-803	3059	" " " " Set Screw
6337	3059	" " Lifting Bracket with two 356-803
164729	3059	" " " " Hook
356-803	3059	" " " " Set Screw
356-803	3059	" " " " Set Screw
2770	3059	" " Stop Dog with 356-803
356-803	3059	" " " " Set Screw
164727	3059	Knee Lifter, complete, Nos. 2763, 6337, 59324, 143285, 164729, two each 2770 and 12242

MACHINE BASE

(Supplied with machine)

Part No.	Plate	Description
164184	3049	Machine Base with two each wood screws 3/4" No. 8 R.H. and 1 1/4" No. 6 F.H.
164188	3049	Machine Cushion (large) (2)
164189	3049	" " (small) (2)
140418-805	3092	" Screw Stud (back)
657-805	3092	" " " (front)

THREAD UNWINDER No. 151031

FOR THREE SPOOLS

(Supplied with machine)

228692	24764	Spool Pin
201528-819	—	" " Nut
82538	—	" " Washer
151023	24764	Spool Rest with 858-830, three each 82538, 201528-819 and 228692
150203	24764	Spool Rest Cushion (felt)
858-830	24764	" " Hub Set Screw
151024	24764	" " Rod
1122-803	24764	" " " Set Screw
151025	24764	" " Stand with two 1122-803 and three wood screws 1" No. 12 F.H.
151026	24764	Thread Guide (lower)
50311-803	24764	" " (") Holder Set Screw
151027	24764	" " (") Support with 50311-803
151028	24764	" " (upper, hollow)
151029	24764	" " (") Holder with four 453-830
151030	24764	" " Rod
453-830	24764	" " " Set Screw
453-830	24764	" " " Set Screw
151031	24764	Thread Unwinder, complete, Nos. 151023 to 151027, 151029, 151030, two 151028 and 150203

Numerical List of Parts

Part No.	Page No.	Part No.	Page No.	Part No.	Page No
103	31	1143	32	49204	31
145	37	1209	29, 31	50060	37
157	30, 37	1250	29	50073	32
171	33, 34, 37	1259	31	50101	31
187	35, 38	1264	31	50113	31
190	30, 33, 39	1324	33, 35, 37	50117	31
197	32	1389	29	50133	38
198	32	1423	38	50169	31, 40
206	35	1443	34, 38, 39	50225	37, 38
217	31	1454	30, 39	50292	32
227	31	1485	37	50311	43
330	36	1517	31	50318	31, 39
332	39	1547	31	50370	34
356	42	1607	38	50379	34
442	31	1628	29, 31	50388	30
447	32, 35, 36	1637	37	50409	31
448	36	1655	31	50420	34
452	36	1671	29, 30	50571	35
453	43	1698	35	50611	33
460	33	1700	29, 30, 34, 35, 37	51023	35
462	34, 37	1772	31	51139	37
620	32	2102	38	51306	40
624	29, 32, 37, 38	2763	42	51326	41
629	30	2767	42	51332	36
657	43	2770	42	51362	38
735	29, 33	3146	32	51369	34, 36
742	33	4879	42	51408	29
853	31, 34	4881	42	51630	37
858	43	4882	42	51649	36
896	39	4883	42	51720	36
904	35	4884	42	51846	37
914	34, 35	4885	42	56864	42
1019	34	6337	42	56865	42
1036	36	6439	42	59324	42
1057	34	8908	41	59456	33
1083	33, 34, 37	12242	42	59537	38
1094	39	17022	29, 38	82538	43
1100	29, 40	39541	33	85318	41
1122	43	45057	33, 35	120342	41

NUMERICAL LIST OF PARTS

Part No.	Page No.	Part No.	Page No.	Part No.	Page No.
131056	36	151031	43	164074	35
132565	34	164001	29	164075	35
132583	32	164002	29	164077	35
132584	32	164003	29	164081	35
138269	37	164004	29	164083	35
139026	36	164005	29	164085	35
140050	32	164006	30	164086	36
140077	31	164007	29	164087	36
140088	33, 35	164008	29	164091	38
140159	33, 35	164009	29	164092	36
140180	31	164010	29, 30	164093	36
140185	31	164012	29	164096	36
140228	37	164023	31	164097	36
140239	32, 39	164027	32	164098	36
140346	35	164028	32	164099	36
140351	42	164029	32	164100	36
140393	33	164030	32	164101	36
140394	33, 34	164032	32	164102	36
140395	35	164034	32	164103	36
140396	35	164035	32	164104	29
140416	36	164036	32	164105	29
140418	43	164042	33	164106	29
140509	29	164043	33	164109	36
140510	38	164045	33	164110	36
140596	33, 34, 37	164046	33	164111	36
140764	31	164048	33	164112	36
140788	32	164049	33, 34	164113	36
143283	42	164051	33	164114	36
143284	42	164052	33, 34	164115	37
143285	42	164053	33, 35	164117	37
150203	43	164055	34	164118	37
151023	43	164056	34	164119	37
151024	43	164061	34	164120	37
151025	43	164062	34	164121	37
151026	43	164063	34	164122	37
151027	43	164066	34	164123	37
151028	43	164067	33, 35	164124	37
151029	43	164068	35	164125	37
151030	43	164071	36	164126	37

NUMERICAL LIST OF PARTS

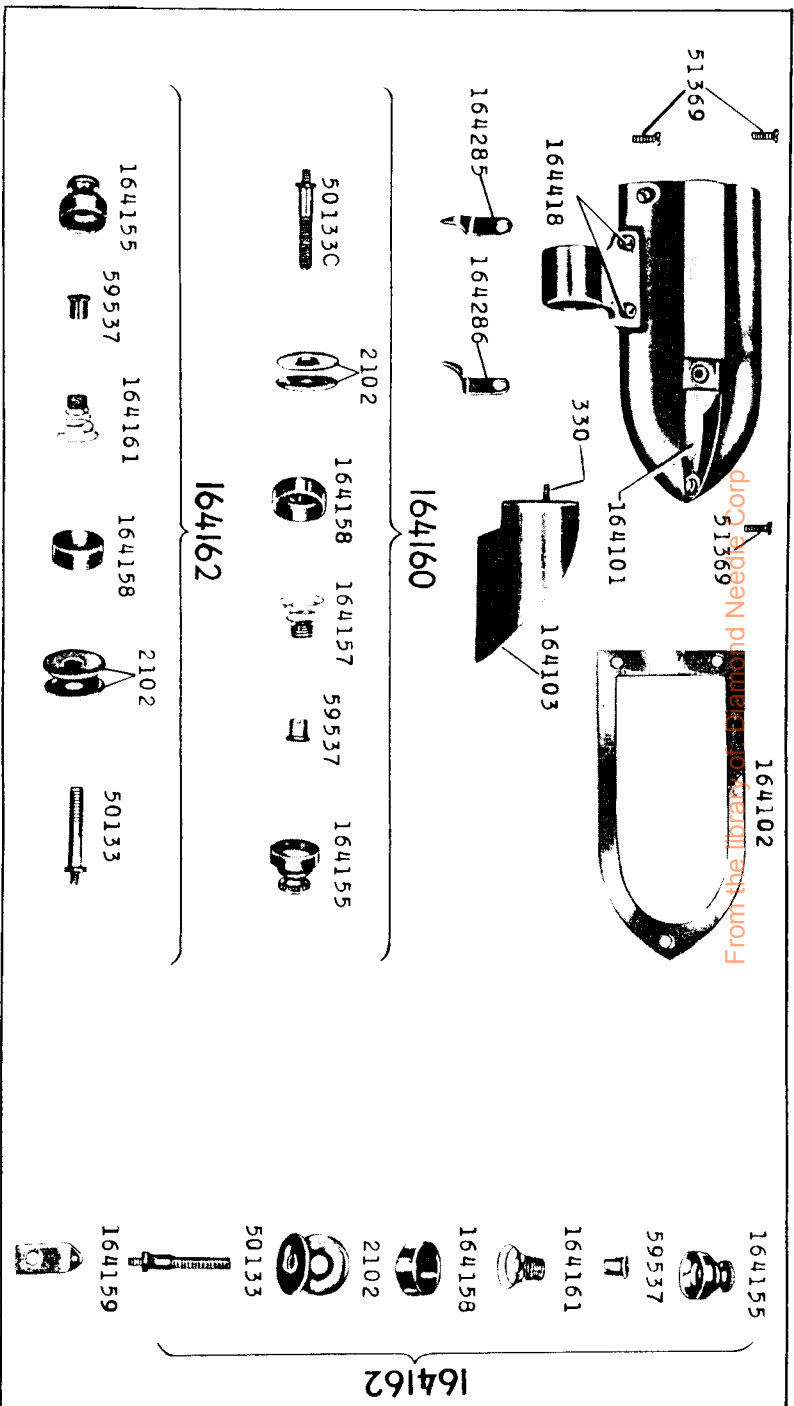
Part No.	Page No.	Part No.	Page No.	Part No.	Page No.
164127	37	164177	39	164373	32
164128	37	164180	32	164397	34
164131	37	164181	32	164401	31
164132	37	164182	32	164416	38
164133	37	164183	41	164418	38
164134	37	164184	43	164458	32
164135	37	164188	43	164462	33
164136	37	164189	43	164520	30
164137	37	164194	38	164525	33
164139	37	164196	41	164550	32
164141	37	164197	41	164555	38
164142	37	164198	41	164590	33
164143	38	164199	41	164592	41
164144	38	164200	41	164593	29
164146	38	164201	41	164594	29
164147	38	164202	34	164605	35
164149	40	164203	41	164606	35
164151	39	164204	41	164607	37
164155	38	164205	29	164608	35
164156	38	164206	39	164609	35
164157	38	164207	35	164660	33
164158	38	164210	32	164661	33
164159	38	164214	36	164664	30
164160	38	164215	33	164665	30
164161	38	164216	34	164686	29
164162	38	164217	37	164687	29
164163	38	164219	35	164688	29
164164	38	164220	40	164690	30
164165	38	164221	40	164691	30
164166	38	164227	40	164692	30
164167	39	164229	35	164693	30
164168	39	164231	36	164694	30
164169	39	164232	36	164695	30
164170	39	164269	32	164696	30
164171	39	164275	36	164697	30
164173	39	164285	38	164698	30
164174	39	164286	38	164699	30
164175	39	164293	33, 34	164700	30
164176	39	164351	38	164701	30

NUMERICAL LIST OF PARTS

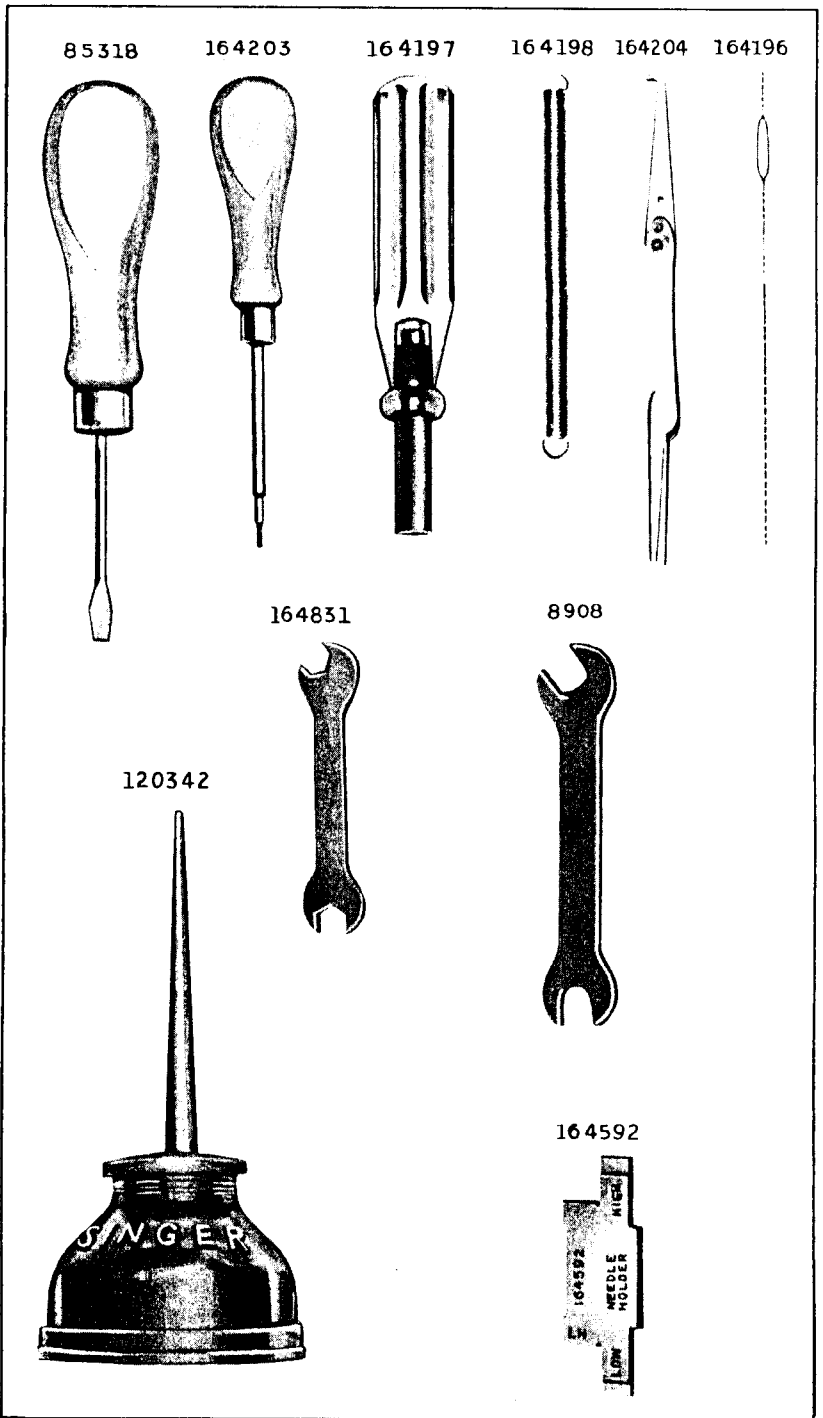
Part No.	Page No.	Part No.	Page No.	Part No.	Page No.
164702	30	164820	40	165000	34
164703	30	164821	40	165034	31
164704	30	164822	40	165055	34
164705	30	164828	34	165056	35
164706	31	164829	34	165057	35
164707	31	164831	41	165058	37
164708	31	164856	31	165059	37
164709	31	164866	29	165110	30
164710	31	164867	29	168198	41
164711	31	164870	39	175032	33
164712	31	164871	31	201528	43
164713	31	164872	31	228692	43
164716	32	164873	31	931084	29
164717	35	164874	31		
164718	35	164875	31		
164719	35	164876	31		
164720	35	164877	31		
164721	35	164878	31		
164723	37	164880	32		
164727	42	164882	39		
164728	32	164886	31		
164729	42	164887	38		
164732	40	164888	38		
164733	40	164915	30		
164734	40	164949	31		
164735	40	164950	32		
164736	37	164951	32		
164737	33	164952	34		
164738	34	164953	34		
164739	33, 35	164954	35		
164740	33, 35	164955	35		
164744	32	164956	36		
164745	33	164957	36		
164746	32	164958	36		
164747	33	164959	36		
164748	33	164960	36		
164785	34	164961	36		
164786	34	164962	37		
164805	40	164963	39		

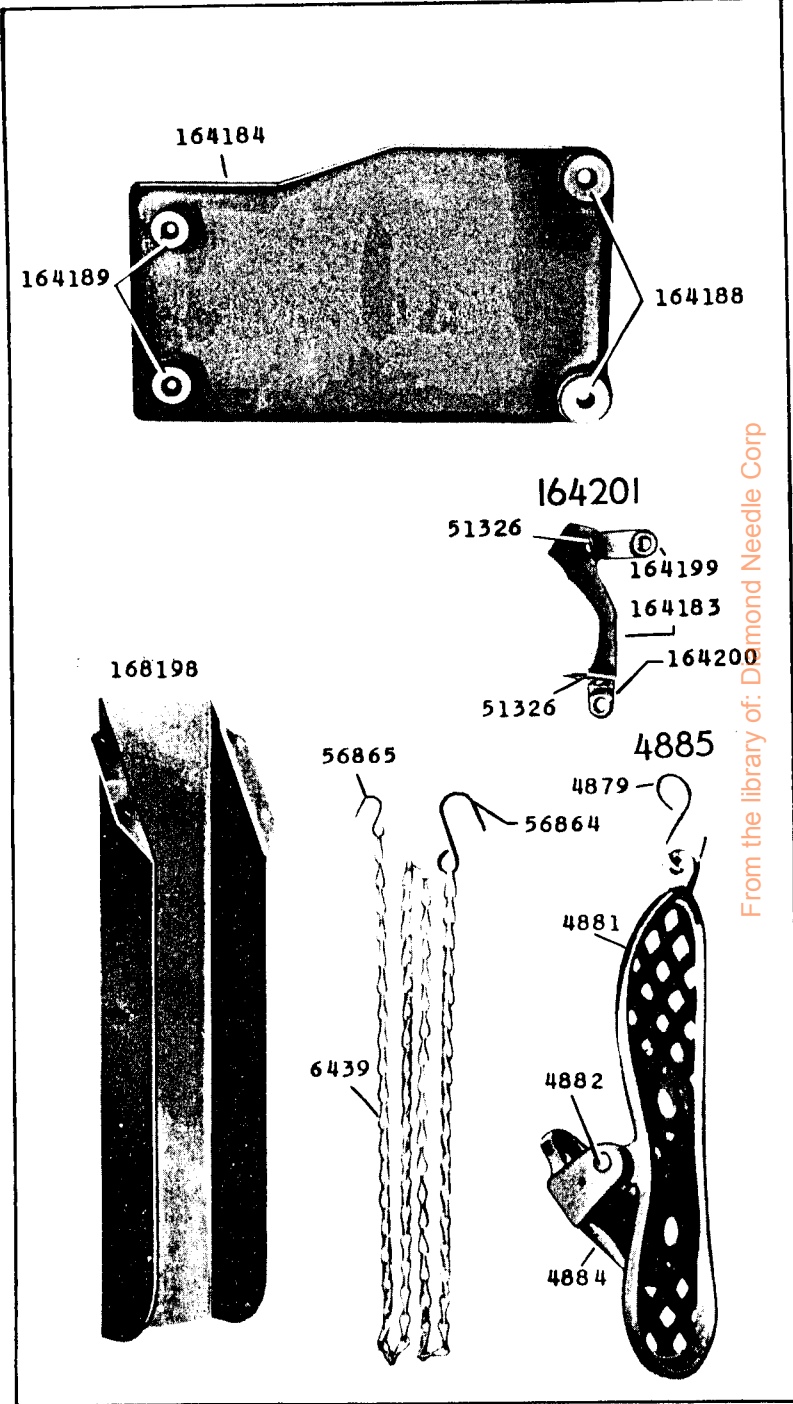
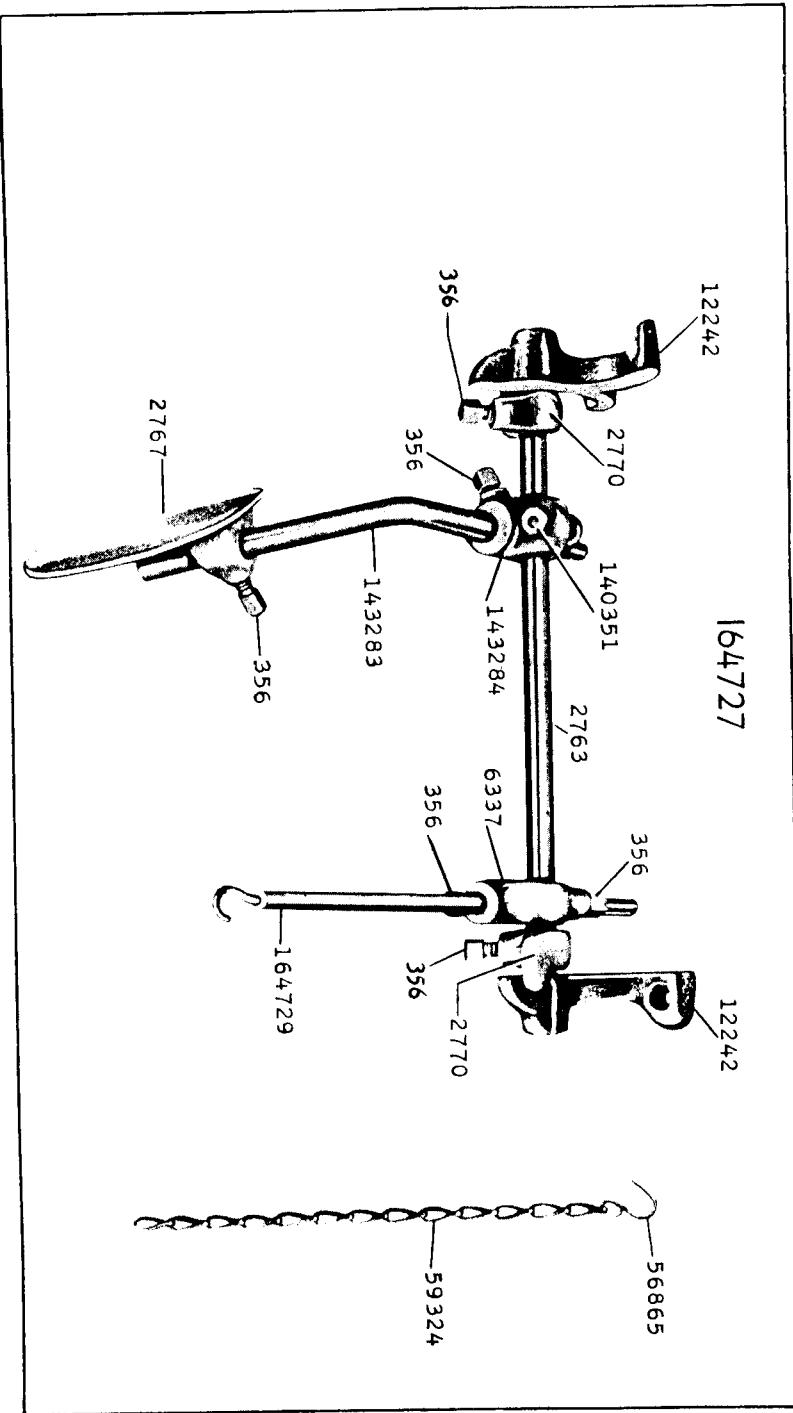
ILLUSTRATIONS

3081 - 1/3

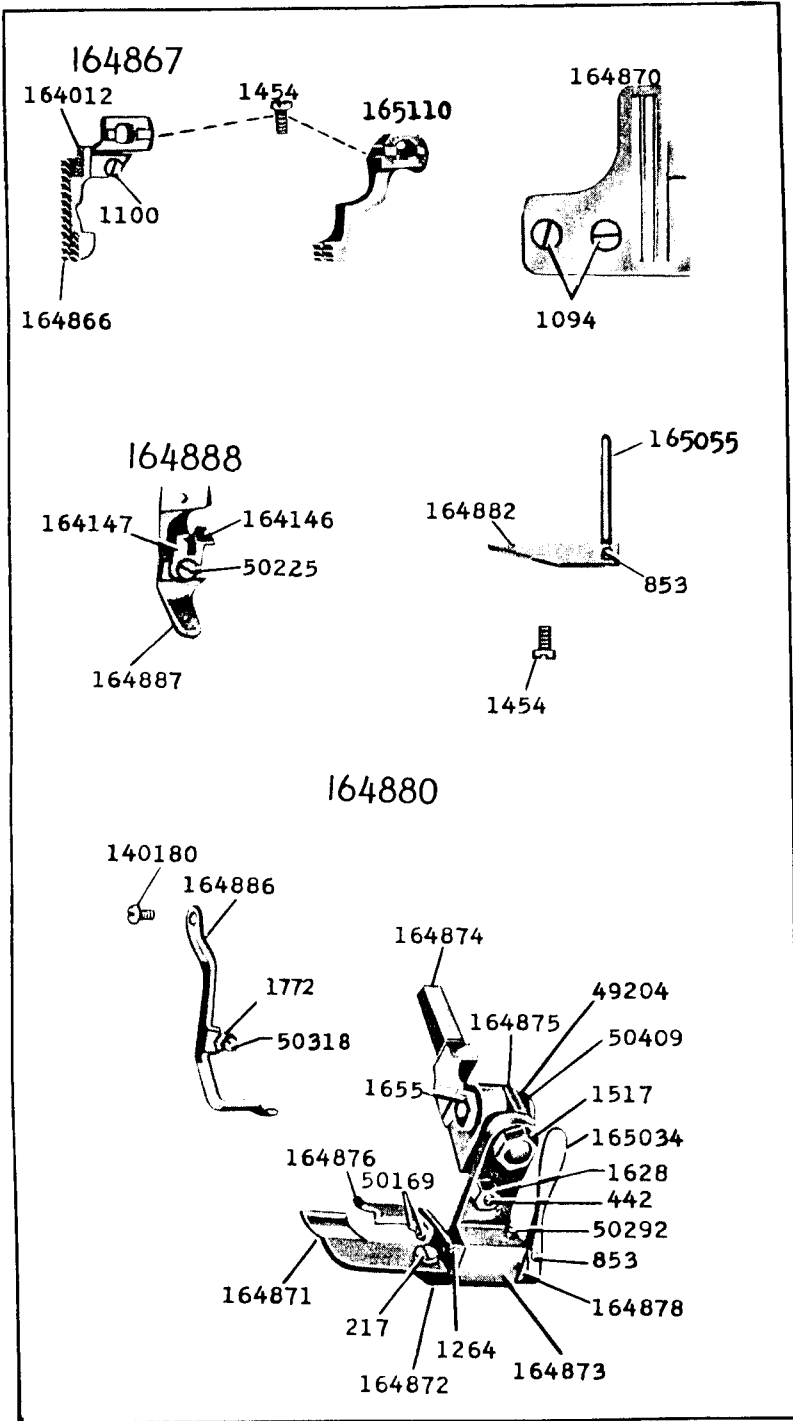


3082 - 1/2

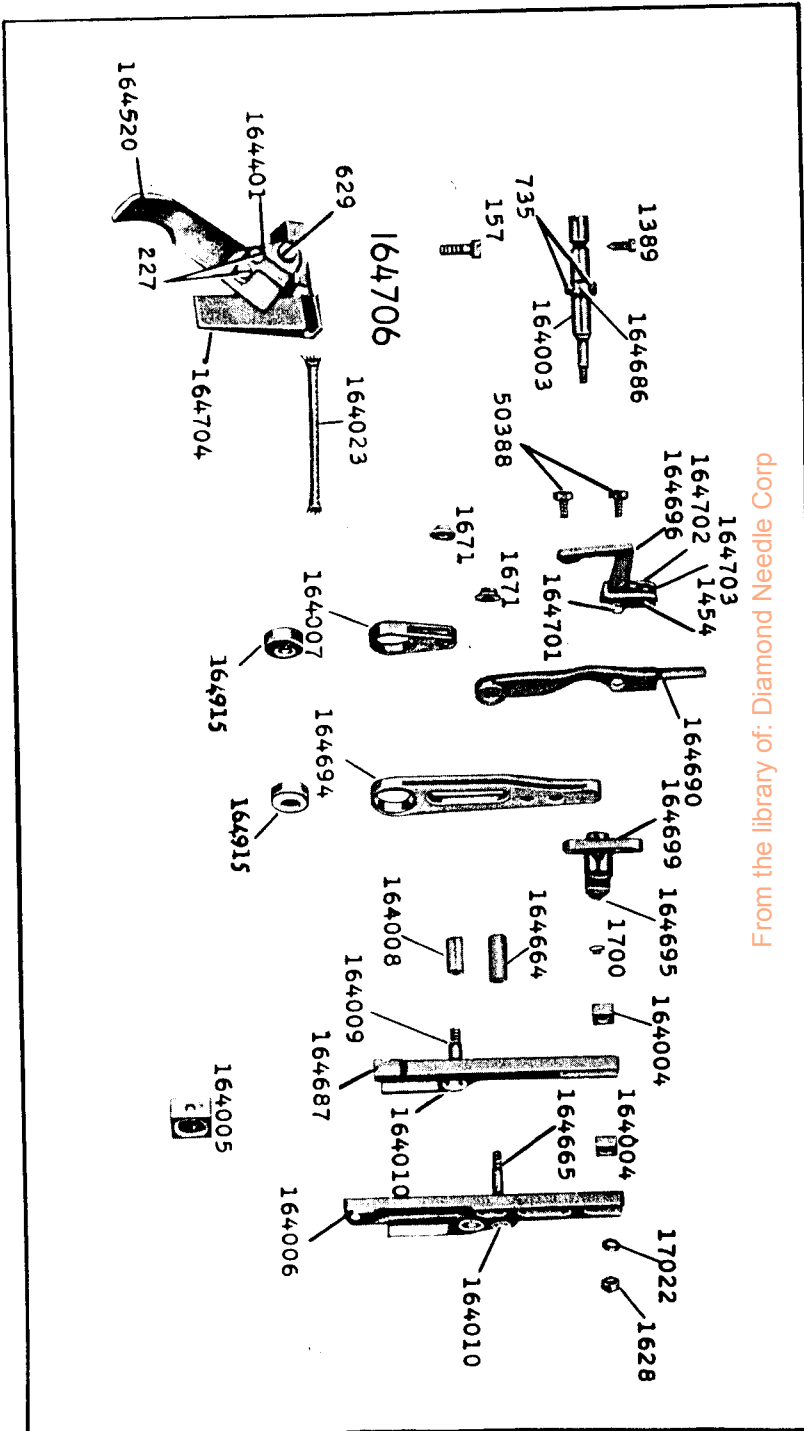




ILLUSTRATIONS



3084 - 1/2



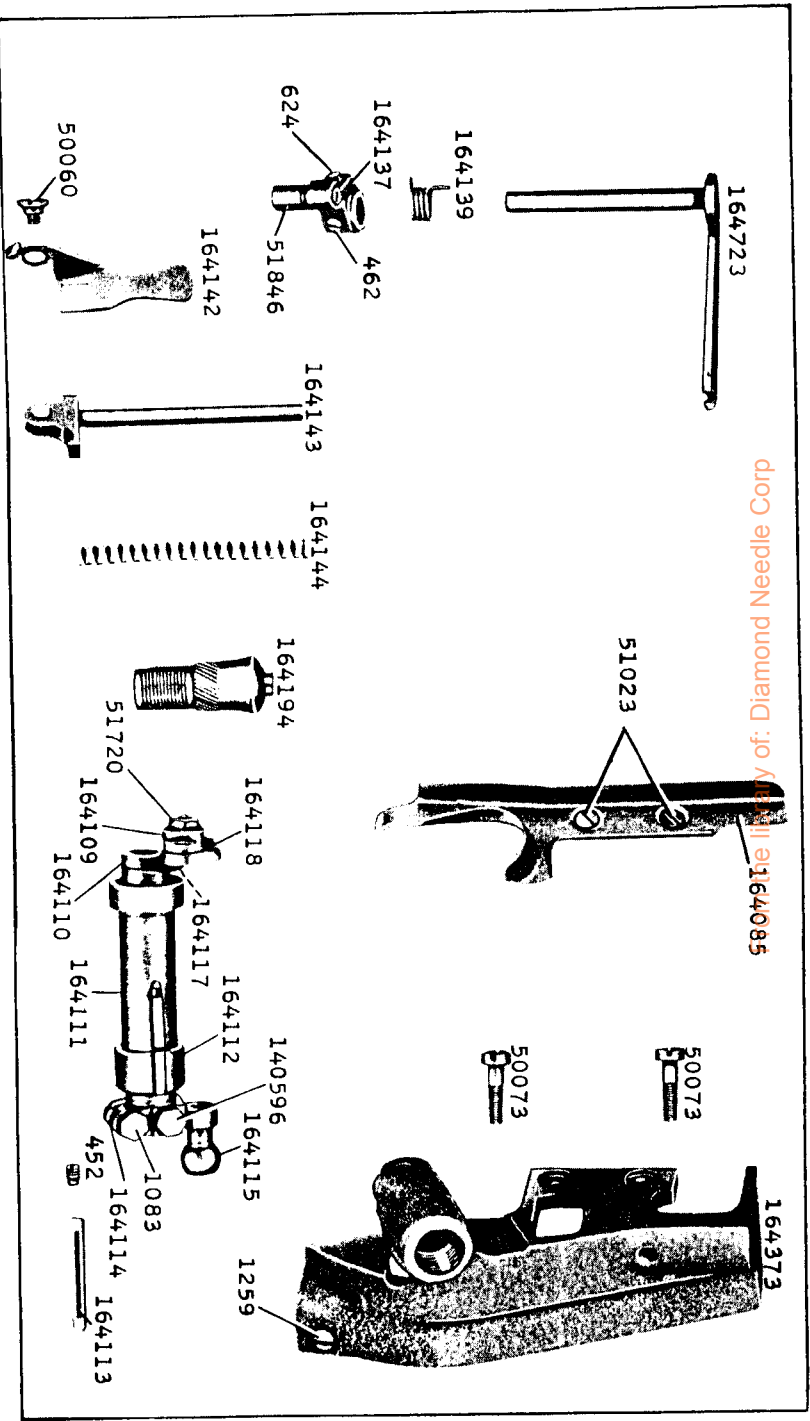
From the library of: Diamond Needle Corp

3083 - 1/3

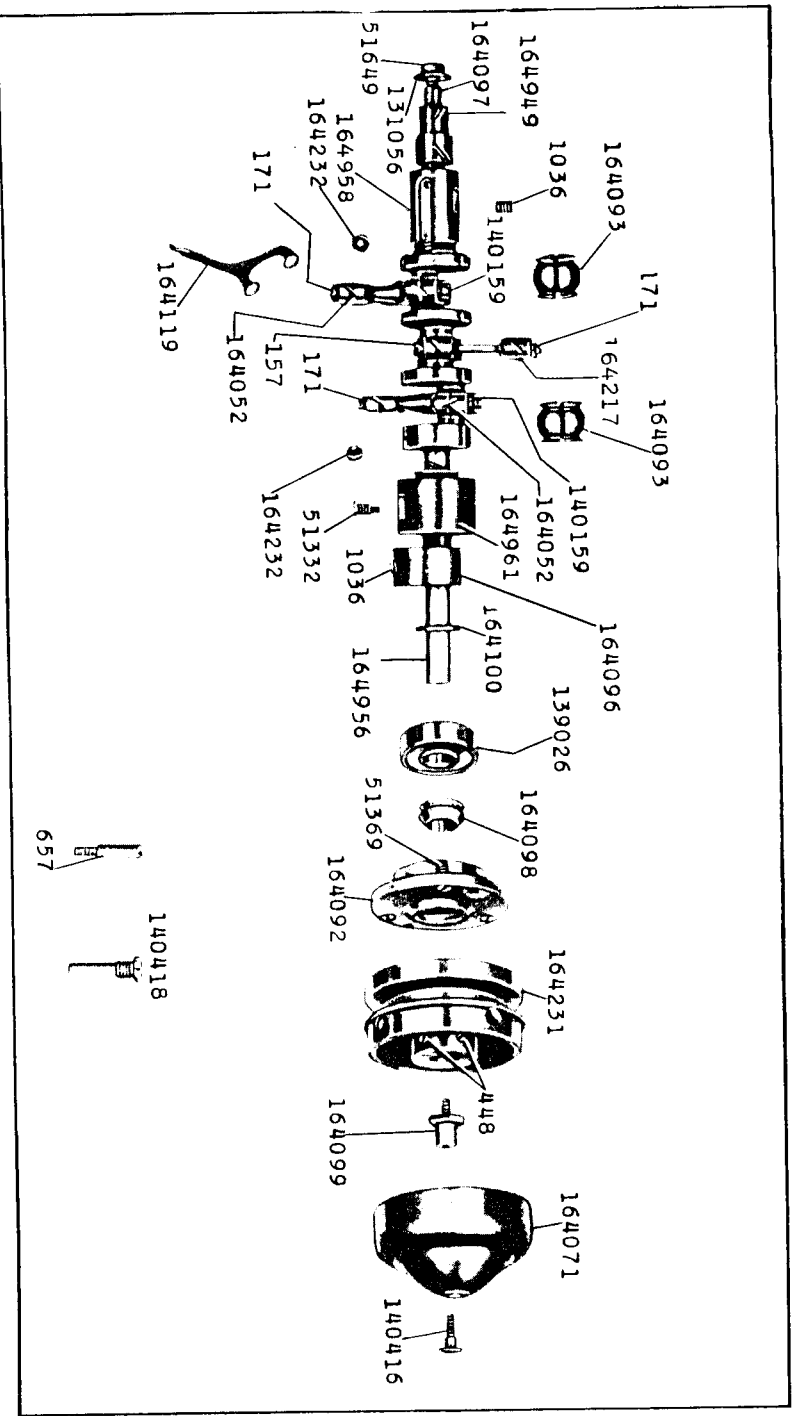
ILLUSTRATIONS

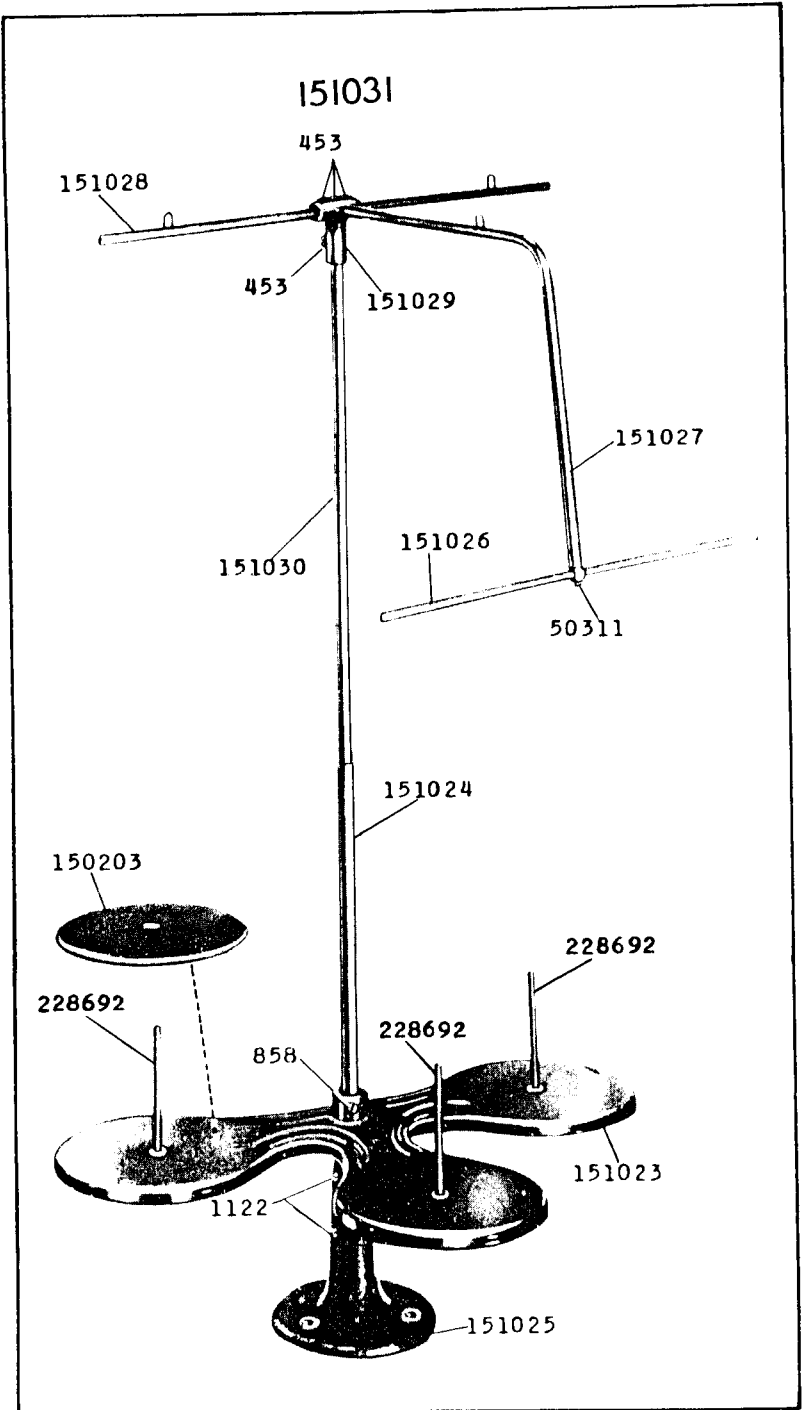
ILLUSTRATIONS

3091 - 1/2

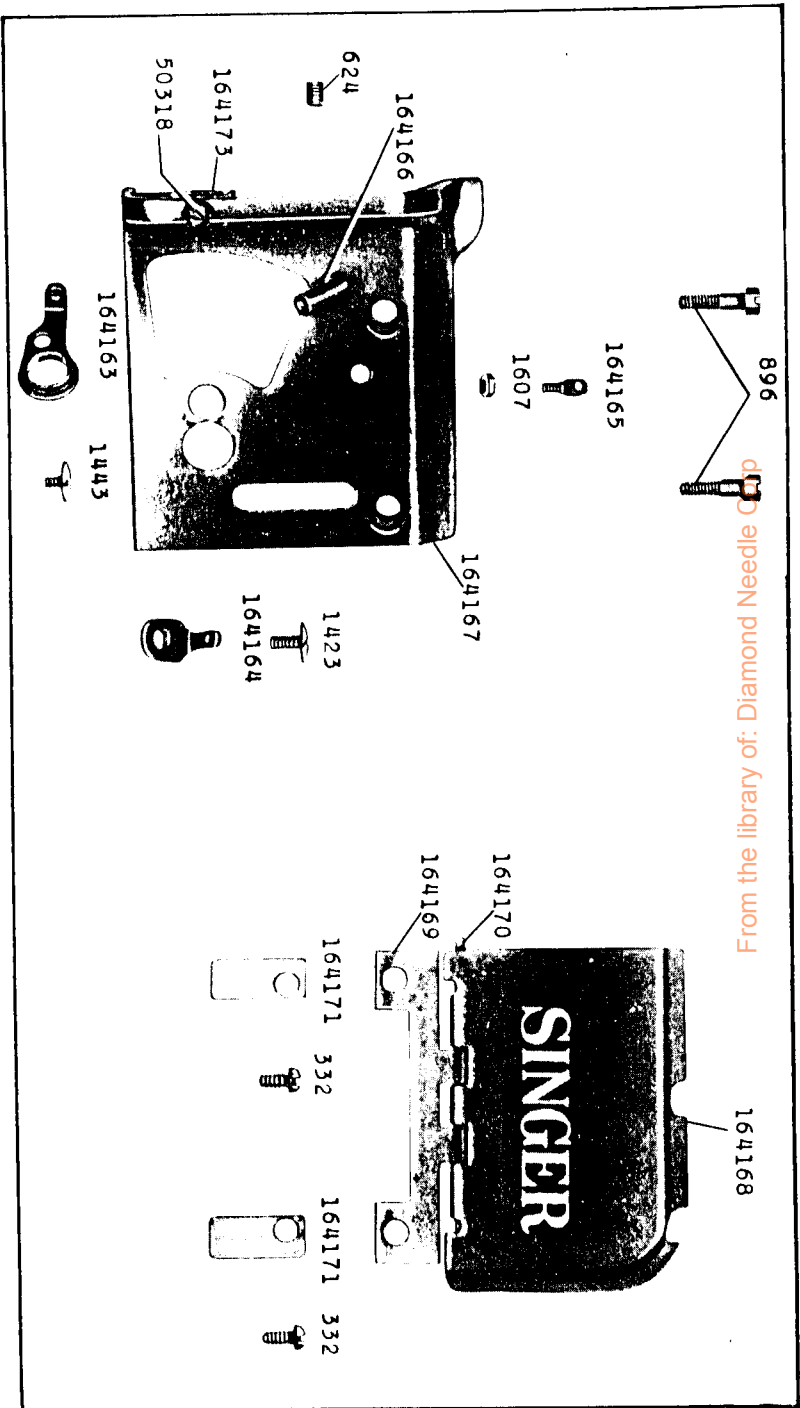


3092 - 1/3





24764-1/6



24761-2/3

ILLUSTRATIONS

ILLUSTRATIONS

24915 - 1/3

